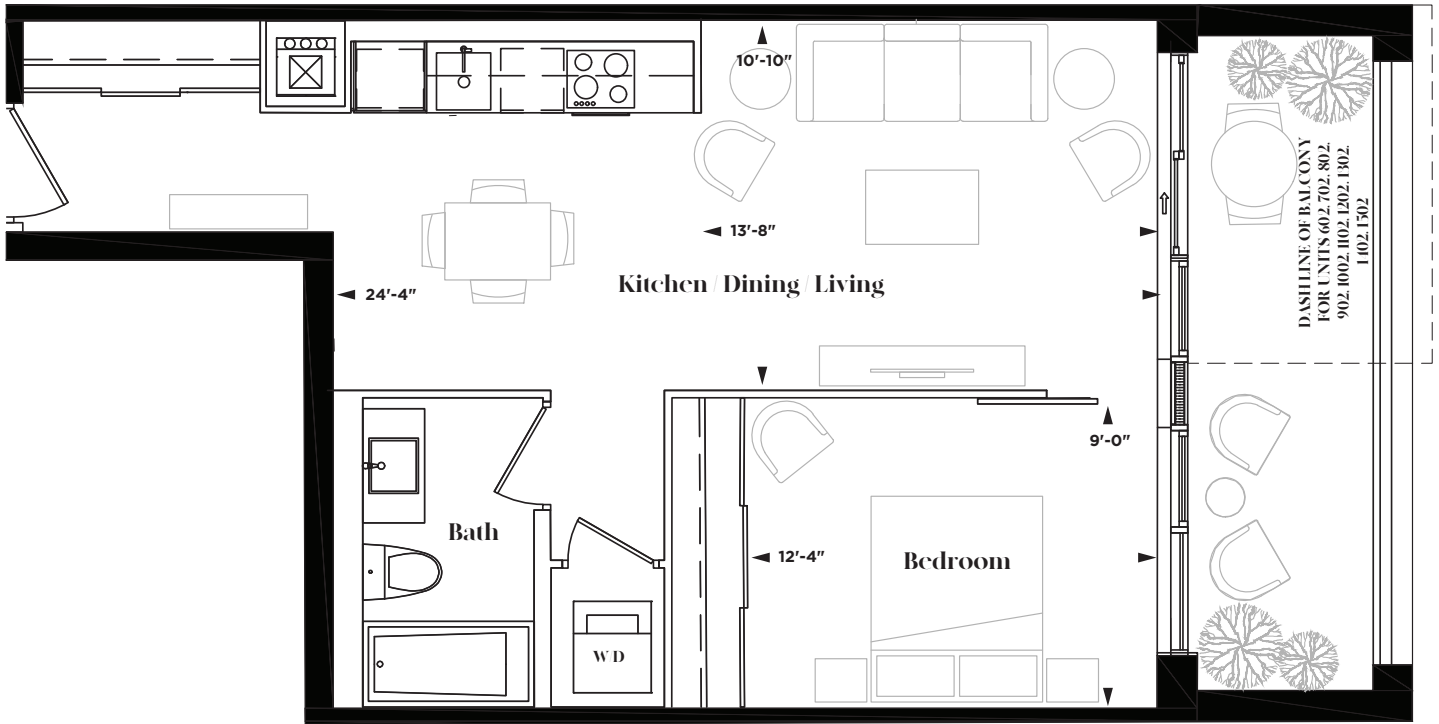


Model I

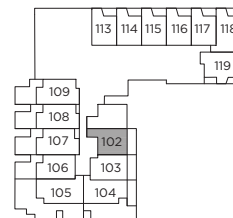
1 BEDROOM

611 SQ. FT. + 55 - 98 OUTDOOR SQ. FT.

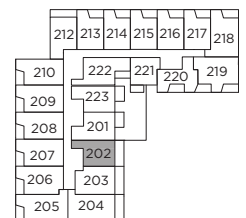


SUITES:

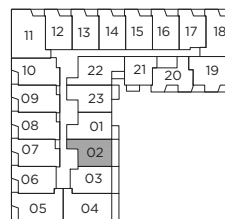
- 102 1002
- 202 1102
- 302 1202
- 402 1302
- 502 1402
- 602 1502
- 702
- 802
- 902



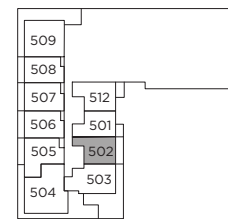
LEVEL 1



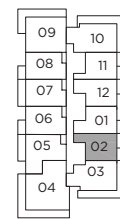
LEVEL 2



LEVEL 3-4



LEVEL 5



LEVEL 6-15

THE
Davis
RESIDENCES AT BAKERFIELD

Materials, specifications, and floor plans are subject to change without notice. All floor plans are approximate dimensions. Actual usable floor space may vary from the stated floor area. E. & O.E.

ROSE